

SATINJET® HAND SHOWER ON WALL OUTLET BRACKET INSTALLATION GUIDE

GENERAL TECHNICAL SPECIFICATIONS:

Operating Temperature:

Hot: Max 80°C*

Cold: Min 5°C

Inlet Connections:

All ½" BSP

* Regional specific regulations apply.

Please refer to your warranty statement at

www.methven.com


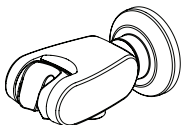
WALL OUTLET BRACKETS

Operating Pressure:

Min: 35kPa/0.35bar

Max: 1000kPa/10bar*

Optimum: 35kPa/0.35bar -
500kPa/5bar



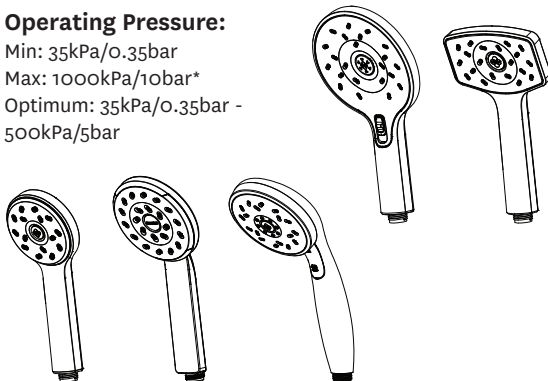
HAND SHOWERS

Operating Pressure:

Min: 35kPa/0.35bar

Max: 1000kPa/10bar*

Optimum: 35kPa/0.35bar -
500kPa/5bar

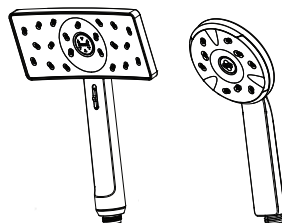


Operating Pressure:

Min: 150kPa/1.5bar

Max: 1000kPa/10bar*

Optimum: 150kPa/1.5bar -
500kPa/5bar



METHVEN

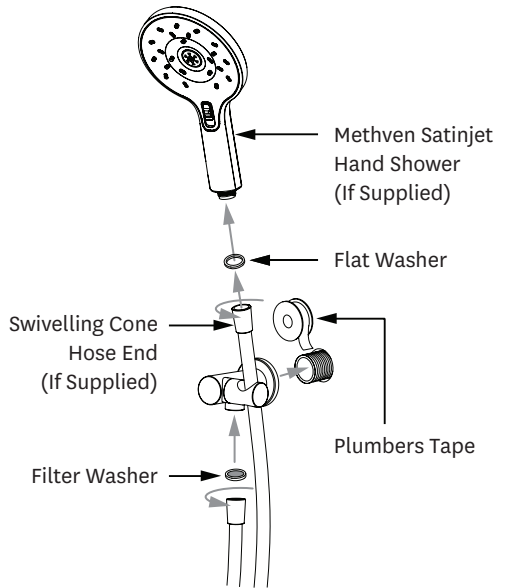
IMPORTANT:
**Please read all of the instructions
before installation.**

GENERAL:

- This product must be installed in compliance with all relevant regional regulations.
- It is the responsibility of the installer to ensure a watertight seal is achieved.
- All outlets used primarily for personal hygiene shall deliver water at a safe temperature as per regional regulations.

Some showers may not provide an effective shower when used with gravity fed heated water systems or where pressures are less than 150kPa at the outlet. Additionally showers with flow rates of less than 9L/min may not allow the following to function correctly:

- Some instantaneous water heaters
- Some tempering valves
- Some thermostatic mixing valves



CARE AND CLEANING:

- Never use abrasives or abrasive cleaning agents to clean this product. To clean the chrome-plated surface use contamination free warm soapy water and a damp soft cloth.
- Lime deposits can be prevented from forming on the faceplate by wiping immediately after use.
- Clean face plate using a brush with soft bristles.
- Do not use any sharp objects to clean nozzles.
- Clean filter washer located in the hose cone on the water outlet end periodically.

Methven warrants this product against manufacturing defects and that it is suitable for use under the general operating conditions specified in this instruction sheet. However, regional regulations apply and may affect your warranty. Please refer to www.methven.com or call customer service for full details.

New Zealand
0800 804 222

Australia
1300 638 483

UK
0800 195 1602